


1) Applicable car model: Genesis 2014 ~

(1) How to set switch mode [(ON) 0 ↓ off on / (OFF) 1 : ↑ off on]



DIP_SW1		NAVI On/Off	
DIP_SW2		AV1 ON/OFF	
SW 3	SW 4	Select CAMERA MODE	
OFF	OFF	OEM CAMERA	
ON	OFF	FRONT ON REAR	
OFF	On	CAMERA	
ON	ON	ARROUND VIEW	
DIP_SW5,6			
OFF	OFF	GENESIS 9.2INCH	
ON	OFF	KIA K7	
OFF	On	GENESIS 8 INCH	
DIP_SW7,8,9		NAVI settings	
OFF	OFF	OFF	X1, CSD, M2C, Z1
OFF	OFF	ON	BF600G, BF700G
OFF	ON	OFF	CUBE HD
OFF	ON	ON	X3
ON	OFF	OFF	PMK-3A
ON	OFF	ON	MST3000
ON	ON	OFF	CUBE
ON	ON	ON	BF500G

(2) How to switch screens




1 button for 2 seconds
2 button 2 seconds long

3) Automatic conversion of rear camera to CAN

12V output when reversing (rear camera power)



Insert with the black part facing up




RGB cable



6P LVDS cable



touch cable



4P FFC



MAIN BOARD