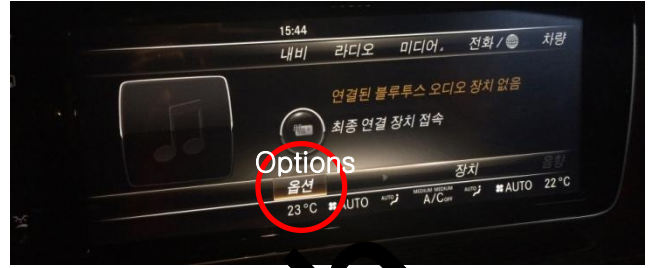


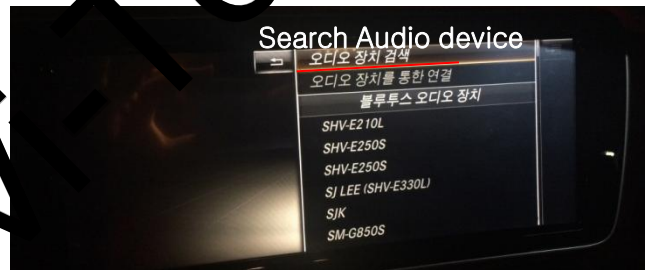
3. Setting

※ Car B/T



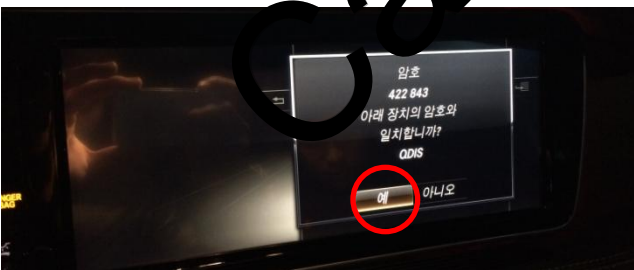
① Please select Media.

② Please select options.



③ Please select B/T Audio Device

④ Please search audio device and connect to QDIS.



⑤ Please select "Yes"

⑥ Audio streaming will be activated once it is connected.

Because of OEM Command specification, BT-AUX has time lag of sound while movie files are played.
It is about 1~2 seconds.